

Acupuncture versus Sham Acupuncture for Chronic Prostatitis/Chronic Pelvic Pain

Shaun Wen Huey Lee, MPharm,^a Men Long Liong, MD,^b Kah Hay Yuen, PhD,^a Wing Seng Leong, MD,^b Christopher Chee, MD,^c Phaik Yeong Cheah, PhD,^a Weng Pho Choong,^d Yue Wu,^d Nurzalina Khan, PhD,^a Wooi Long Choong, MD,^e Hin Wai Yap, MD,^f John N. Krieger, MD^g

^aSchool of Pharmaceutical Science, University of Science, Malaysia; ^bLam Wah Ee Hospital, Penang, Malaysia; ^cHospital Pantai Mutiara, Penang, Malaysia; ^dTraditional Chinese Medicine Division, Lam Wah Ee Hospital, Penang, Malaysia; ^eMetro Hospital, Kedah, Malaysia; ^fIsland Hospital, Penang, Malaysia; ^gUniversity of Washington, Seattle.

ABSTRACT

BACKGROUND: Chronic prostatitis/chronic pelvic pain syndrome (CP/CPPS) afflicts 2%-10% of adult men. Available therapies offer little or no proven benefit. Because acupuncture represents an attractive “natural” therapy, we compared the efficacy of acupuncture to sham acupuncture for CP/CPPS.

METHODS: Participants met US National Institutes of Health (NIH) consensus criteria for CP/CPPS, were aged ≥ 20 years old, and had a total score ≥ 15 on the NIH Chronic Prostatitis Symptom Index (NIH-CPSI) and symptoms for at least 3 of the preceding 6 months. They were randomized 1:1 to acupuncture or sham acupuncture. Treatment consisted of twice-weekly 30-minute sessions for 10 weeks (20 sessions total) without needle stimulation, herbs, or adjuvants. The primary response criterion was a 6-point decrease from baseline to week 10 in NIH-CPSI total score (range 0-43).

RESULTS: Thirty-two (73%) of 44 participants responded in the acupuncture group compared with 21 (47%) of 45 sham group participants (relative risk 1.81, 95% confidence interval, 1.3-3.1, $P = .02$). Long-term responses 24 weeks after completing therapy without additional treatment occurred in 14 (32%) of 44 acupuncture group participants and in 6 (13%) of 45 sham group participants (relative risk 2.39, 95% confidence interval, 1.0-5.6, $P = .04$).

CONCLUSIONS: After 10 weeks of treatment, acupuncture proved almost twice as likely as sham treatment to improve CP/CPPS symptoms. Participants receiving acupuncture were 2.4-fold more likely to experience long-term benefit than were participants receiving sham acupuncture.

© 2008 Elsevier Inc. All rights reserved. • *The American Journal of Medicine* (2008) 121, 79.e1-79.e8

KEYWORDS: Acupuncture; Chronic pelvic pain; Chronic prostatitis; Sham acupuncture; Traditional Chinese medicine

Chronic prostatitis/chronic pelvic pain syndrome (CP/CPPS) represents the most common prostatitis syndrome, with a 2%-10% prevalence among adult men worldwide, and an 8.7% prevalence in Northern Malaysia.¹ Characteristic pelvic pains, often with urinary symptoms, cause considerable morbidity. There is no consensus on the etiology and no treatment has proven effective in high-quality trials.² Previously, we showed

that our population had demographic and clinical characteristics similar to the National Institutes of Health (NIH) cohort.³

Acupuncture is popular for conditions not managed effectively by orthodox approaches. Data suggest that acupuncture provides benefit for chronic pain, including uncontrolled series suggesting efficacy for CP/CPPS.⁴ We report the first randomized, blinded comparison of acupuncture with sham acupuncture for CP/CPPS.

MATERIALS AND METHODS

Availability of traditional Chinese practitioners and Western consultants in the same facility provided an opportunity to conduct a randomized clinical trial.

This work was supported by NIH Grants DK065266 and DK38955, National Institutes of Health, Bethesda, Maryland.

Requests for reprints should be addressed to John N. Krieger, MD, Department of Urological Surgery, University of Washington, 1660 S. Columbian Way, Seattle, WA 98108.

E-mail address: jkrieger@u.washington.edu

Participants met NIH CP/CPSP consensus criteria.⁵ Requirements included: age ≥ 20 years, NIH Chronic Prostatitis Symptom Index (NIH-CPSI) total score ≥ 15 (scale 0-43) on both baseline visits, and symptoms for ≥ 3 within the preceding 6 months. Each participant had a medical history, physical examination, cultures, uroflowmetry and residual urine determination. Exclusion criteria included: bacterial prostatitis, urinary tract infection within 1 year, any traditional or alternative medical therapy within 6 weeks, or any consensus CP/CPSP exclusion criterion. The University of Science Malaysia-Penang Hospital Committee and University of Washington Institutional Review Board approved the protocol.

Design

Following written informed consent, participants were assigned 1:1 to acupuncture or sham acupuncture following a computer-generated, random, variable block design with biweekly treatment for 20 total sessions (Figure 1). A nurse observed each session to ensure that interaction between participants and acupuncturists was limited to needle placement and withdrawal. Symptoms were assessed at baseline and weeks 5, 10, 14, 22, and 34.

Interventions

Lam Wah Ee Hospital acupuncturists (each with ≥ 2800 training hours in China), faculty from Xiamen and Fujian

Universities (China), and Western-trained physicians fluent in Chinese reviewed the Chinese and Western literature to develop a protocol with a minimal number of acupoints.

Acupuncture. Four acupoints were prepared with 70% alcohol pads; then sterile, disposable stainless steel needles (Suzhou Huan-Qiu Acupuncture Medical Supplies, Suzhou, China) were placed perpendicularly (Table 1). Treatments lasted 30 minutes with participants supine.

Sham acupuncture included the same number, duration, and frequency of sessions as the acupuncture group at non-acupoints (superficial and 15 mm to the left of each corresponding acupoint).

Outcomes

Primary endpoint was a 6-point decrease in NIH-CPSI total score from baseline to week 10, based on a consensus of expert opinion and data from a multicenter trial.⁵

Secondary outcomes included: complete resolution, NIH-CPSI total score at weeks 5, 14, 22, and 34,

NIH-CPSI subscales, Global Response Assessment, Brief Pain Inventory (Short Form), International Prostate Symptom Score, and International Index of Erectile Function. Combined, the primary and secondary endpoints addressed all recommended outcome domains for chronic pain trials.⁶

To test blinding, participants were asked, "Which therapy do you think you received?" after 10 and 20 treatments.

CLINICAL SIGNIFICANCE

- Acupuncture was twice as effective as sham acupuncture at easing symptoms of chronic prostatitis/chronic pelvic pain syndrome.
- Adverse effects were minor and resolved quickly.
- The results of this randomized, blinded study are more encouraging than those of other interventions evaluated in randomized, controlled, clinical trials.
- Modifications such as needle manipulation or addition of acupoints might improve the effectiveness of acupuncture in an actual treatment setting.

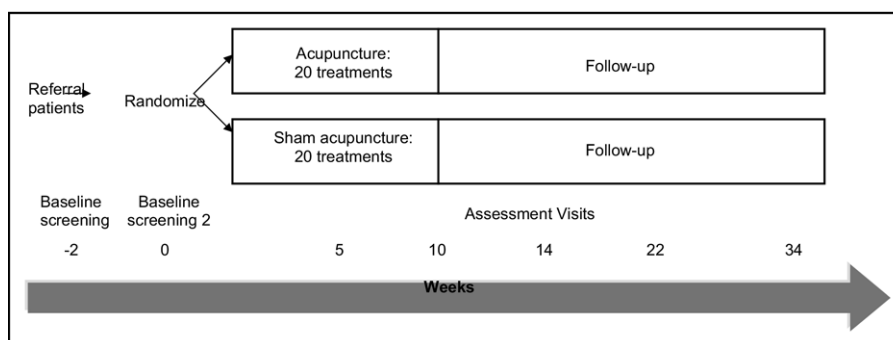


Figure 1 Flow diagram for comparison of acupuncture with sham acupuncture treatment for chronic prostatitis/chronic pelvic pain syndrome. Participants were randomly assigned 1:1 to either acupuncture or sham acupuncture using a computer-generated random number table (QuickCalcs, Graphpad Software). Participants received acupuncture or sham acupuncture for 20 total sessions over 10 weeks, with follow-up assessments at weeks 5, 10, 14, 22, and 34. Each participant had a minimum of 27 physician visits, including 2 baseline screening visits (2 weeks apart), 20 visits for treatment with acupuncture or sham acupuncture, and post-therapy visits 4, 12, and 24 weeks after completing the treatment protocol.

Table 1 Comparison of Acupuncture with Sham Acupuncture Treatment for Chronic Prostatitis/Chronic Pelvic Pain Syndrome

Treatment	Acupuncture	Sham Acupuncture
Points used	4	4
No. of needles used	6	6
No. of sessions	2 weekly sessions for 10 weeks	2 weekly sessions for 10 weeks
Duration	30 minutes	30 minutes
Needle stimulation	None	None
Needle diameter	0.3 mm	0.3 mm
Needle length	40-60 mm, depending on location of acupuncture point	25 mm for all points
Location of points	CV1 - GuanYuan CV4 - Huiyin SP6 - Sanyinjiao SP9 - Yinlingquan	Needling performed 15 mm to the left of actual acupuncture points CV1, CV4, SP6 or SP9
Depth of needling	CV4 - 60 mm CV1 - 50 mm SP6 & SP9 - 40 mm	15 mm or less for all points

Acupuncture and sham acupuncture were similar in all variables except for the location and depth of needling.

Long-term responders were defined as responders at week 10 who met the primary criterion at week 34 without additional therapy.

Analyses

Setting significance at .05 with 80% power, 86 participants were required, assuming response in 75% of acupuncture and 35% of sham participants with 20% dropouts. We used intention-to-treat-analysis, replacing missing data by the

last-observation-carried-forward. Two-way repeated measures analysis of variance compared NIH-CPSI total scores (Prism software 4.0b, GraphPad Software, San Diego, CA).

RESULTS

Participants

Between February 1, 2004 and July 30, 2005, 343 patients were screened to enroll 90 participants

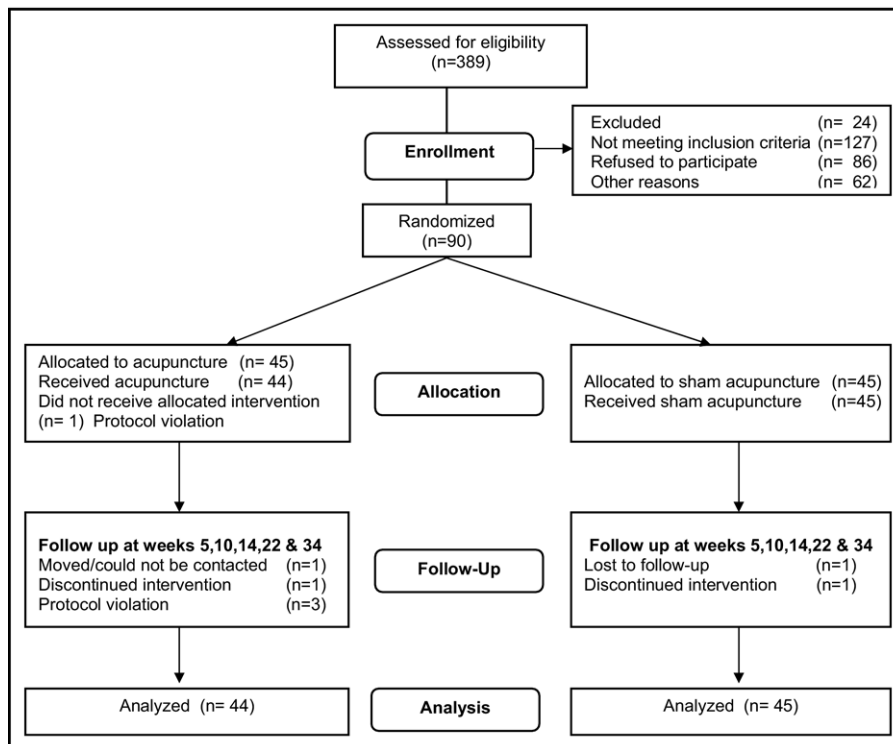


Figure 2 Double-blind, randomized clinical trial comparing acupuncture with sham acupuncture therapy for chronic prostatitis/chronic pelvic pain syndrome (CONSORT diagram). Participants with chronic prostatitis/chronic pelvic pain syndrome were randomized to receive either acupuncture (n = 44) or sham acupuncture (n = 45) therapy. Of the 89 participants, 82 (92.1%) completed all 20 treatment sessions over 10 weeks, 79 (88.8%) completed the 14-week follow-up, 63 (70.8%) the 22-week follow-up, and 59 (66.3%) completed the 34-week follow-up.

Table 2 Baseline Demographic and Clinical Characteristics of 89 Participants with Chronic Prostatitis/Chronic Pelvic Pain Syndrome

Characteristic*	Acupuncture (n = 44)	Sham Acupuncture (n = 45)	P Value†
Age, mean years (\pm 1 SD)‡	40.9 (11.0)	42.8 (9.4)	.06
Duration of symptoms, mean months (SD)‡	22.4 (28.4)	27.5 (26.9)	.80
Living status, n (%)‡			
Alone	14 (31.8)	7 (15.6)	.08
Partnered	30 (68.2)	38 (84.4)	
Employment status, n (%)‡			
Employed	41 (93.2)	38 (84.4)	.35
Unemployed	0 (0)	1 (2.2)	
Retired	3 (6.8)	6 (13.3)	
Treatment history, n (%)‡			
0 treatment	12 (27.3)	9 (20.0)	.42
1 or more treatments	32 (72.7)	36 (80.0)	
Pelvic pain location/type, n (%)§			
Area between rectum and testicle	20 (45.5)	18 (40.0)	.10
Testicles	8 (18.2)	11 (24.4)	.47
Tip of penis, not related to urination	24 (54.5)	21 (46.7)	.46
Below the waist in the pubic or bladder area	33 (75.0)	30 (66.7)	.39
Pain or burning during urination	25 (56.8)	24 (53.3)	.74
Pain or discomfort during/after sexual climax	16 (36.4)	15 (33.3)	.76
Other significant medical conditions, No. (%)†			
None	12 (27.3)	9 (20.0)	.46
1 or more	32 (72.7)	36 (80.0)	
National Institutes of Health Chronic Prostatitis Symptom Index, mean (SD)			
Total score (range 0-43, \geq 15 to enter study)	24.8 (6.2)	25.2 (5.8)	.73
Pain subscale (range 0-21)	11.4 (3.4)	11.5 (2.9)	.85
Urinary subscale (range 0-10)	4.1 (3.7)	4.3 (3.7)	.78
Quality of life subscale (range 0-12)	9.3 (1.6)	9.4 (1.8)	.77
International Prostate Symptom Score,¶ mean (SD)			
Total (range 0-35)	8.2 (6.0)	9.3 (7.8)	.82
Quality of life subscale (range 0-6)	3.4 (1.9)	3.7 (2.0)	.53
Brief Pain Inventory (short form),** mean (SD)			
Pain intensity (range 0-10)	3.6 (1.9)	3.6 (1.5)	.88
Pain disability (range 0-10)	3.2 (1.8)	3.0 (1.7)	.54
International Index of Erectile Function,†† mean (SD, range 0-25)	17.6 (7.7)	19.2 (6.9)	.30

*All participants recruited were of Asian race/ethnicity.

†P values based on 2 sample *t* tests.

‡Chi-squared tests were used.

§Participants may experience one or more of these symptoms.

||A battery of survey instruments was used to assess all recommended domains for a chronic pain study.¹⁹ The National Institutes of Health-Chronic Prostatitis Symptom Index was used to assess symptoms associated with chronic prostatitis. Participants were required to have a total score $>$ 15 at each of the 2 baseline visits. The primary criterion for response was a 6-point decrease in NIH-CPSI total score from baseline to the 10 week visit.

¶The International Prostate Symptom Score was used to assess the lower urinary tract symptoms.

**Brief Pain Inventory-Short Form assessed the severity of pain as well as pain interference with activities of daily living.

††The International Index of Erectile Function-5 is used to measure sexual function.

(Figure 2). Treatment groups were similar at baseline (Table 2).

Primary Outcome

Of 44 acupuncture participants, 32 (72.7%) responded, compared with 21 (46.7%) of 45 sham participants (relative risk [RR] 1.81, 95% confidence interval [CI], 1.3-3.1, Fisher's exact test $P = .02$; Figure 3). After 10 weeks, the acupuncture group improved 4.5 points more on average than the sham group (Figure 3; Mann-Whitney $P = .03$). The me-

dian decrease in NIH-CPSI total score was 15.0 (range 0-33, 95% CI, 13.1-17.0) among the 32 acupuncture responders compared with 10.0 (range 0-32, 95% CI, 12.1-18.0) among the 21 sham responders (not significant). No demographic or clinical characteristic was associated with response.

Secondary Outcomes

After 10 weeks, 18 (40.9%) of 44 acupuncture participants experienced complete resolution compared with 10 (22.2%) of 45 sham participants (RR 1.51, 95% CI,

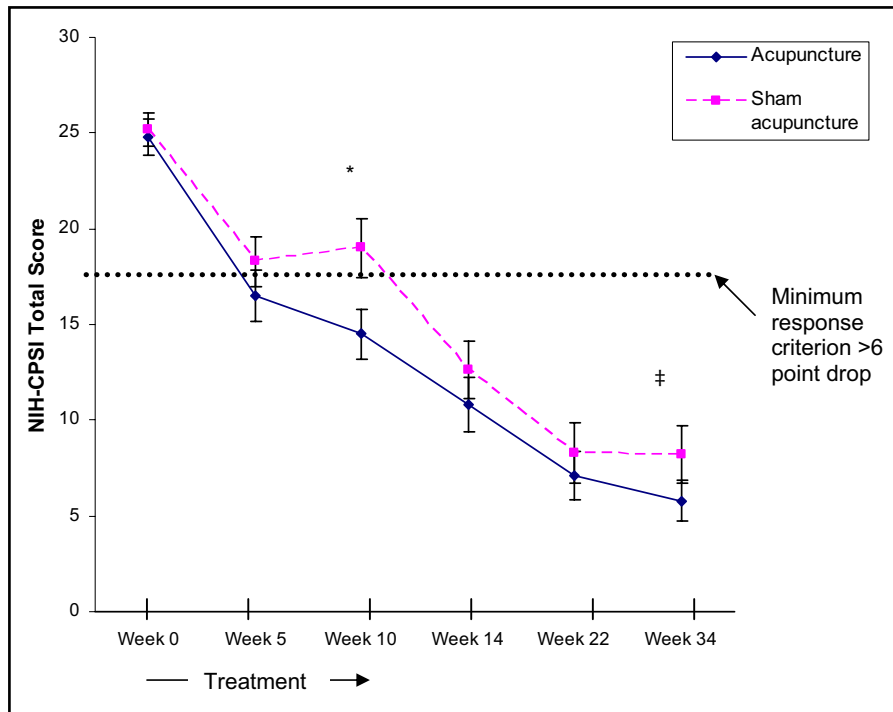


Figure 3 Mean NIH-CPSI total scores of 89 chronic prostatitis/chronic pelvic pain patients treated with 20 sessions of either acupuncture (n = 44) or sham acupuncture (n = 45) therapy over 10 weeks. Error bars represent the SD. To enter into the study, each participant had a minimum NIH-CPSI total score of at least 15 (range 0-43) on both baseline visits (indicated as the average in the baseline value). The primary criterion for response was at least a 6-point decrease from baseline to week 10 (end of therapy). There was no significant difference between the NIH-CPSI total scores in the acupuncture and sham acupuncture groups at baseline, week 5 (early during therapy), or weeks 14, 22, and 34 (post-therapy) evaluations. *Of 44 participants in the acupuncture group, 32 (72.7%) met the primary response criterion, compared with 21 (46.7%) of 45 participants in the sham acupuncture group (Fisher's exact test $P = .02$). ‡At week 34, 14 (31.8%) of 44 acupuncture group participants had long-term responses (with no additional treatment) compared with 6 (13.3%) of 45 sham acupuncture group participants (RR 2.39, 95% CI, 1.0-5.6, Fisher's exact test $P = .04$).

1.0-2.3, $P = .07$). Both groups had NIH-CPSI total scores decrease from baseline (analysis of variance $P < .001$; Figure 3). Twenty-nine (65.9%) acupuncture participants and 18 (40.0%) sham participants reported $\geq 50\%$ improvement in Global Response Assessment scores (Fisher's exact test $P = .02$), including 11 (25.0%) acupuncture and 6 (13.3%) sham group participants reporting $\geq 75\%$ improvement (Fisher's exact test $P = .19$; Table 3).

Adverse events occurred in 13 participants, 8 (18.1%) in the acupuncture group (6 hematomas and 2 with pain at needling sites) and 5 (11.1%) in the sham group (1 hematoma, 3 with pain at needling sites, and 1 with acute urinary retention, Fisher's exact test, $P = .38$). All adverse events resolved quickly.

Credibility

At week 5, 33 (75%) of 44 acupuncture and 36 (80%) of 45 sham participants thought they were receiving acupuncture

(Fisher's exact test $P = .62$). At week 10, 42 (95%) acupuncture and 37 (82%) sham participants thought they were receiving acupuncture (Fisher's exact test $P = .20$).

Long-Term Responses

At week 14, all 18 initial acupuncture responders continued to respond, compared with 7 of 10 initial sham acupuncture responders (Fisher's exact test $P = .037$). At weeks 22 and 34, 14 (78%) of 18 initial acupuncture responders continued to respond, compared with 6 (60%) of 10 initial sham responders (Fisher's exact test $P = .40$). Thus, 14 (32%) of 44 acupuncture participants had long-term responses compared with 6 (13%) of 45 sham acupuncture participants (RR 2.39, 95% CI, 1.0-5.6, $P = .04$).

DISCUSSION

Acupuncture proved almost twice as effective as sham acupuncture for CP/CPSP. After 10 weeks, 32 (73%) acupuncture participants responded, compared with 21 (48%) sham

Table 3 Outcomes after 10 Weeks of Acupuncture or Sham Acupuncture Therapy for 89 Men with Chronic Prostatitis/Chronic Pelvic Pain Syndrome

Outcome	Acupuncture (n = 44)	Sham Acupuncture (n = 45)	P Value*
National Institutes of Health- Chronic Prostatitis Symptom Index, median (SD)			
Total score (range 0-43, primary response criterion = 6 points decrease)	14.5 (8.7)	19.0 (10.3)	.03
Pain subscale (range 0-21)	7.0 (4.5)	8.0 (4.8)	.12
Urinary subscale (range 0-10)	0 (2.9)	2.0 (3.2)	.04
Quality of life subscale (range 0-12)	3.5 (5.5)	8.0 (3.8)	.02
International Prostate Symptom Score, median (SD)			
Total (range 0-35)	3.5 (5.5)	6.0 (6.4)	.13
Quality of life subscale (range 0-6)	2.0 (2.0)	3.0 (2.0)	.23
Brief Pain Inventory (short form), median (SD)			
Pain intensity (range 0-10)	1.9 (2.0)	2.3 (1.7)	.07
Pain disability (range 0-10)	0.9 (1.7)	1.7 (1.5)	.31
International Index of Erectile Function, median (SD, range 0-25)			
	22.5 (7.5)	23.0 (6.7)	.63
Global response assessment, † n (%)			
≥50% improvement	29 (65.9)	18 (40.0)	.02
≥75% improvement	11 (25.0)	6 (13.3)	.19

Both groups of patients received 10 weeks of acupuncture or sham acupuncture therapy (20 total sessions).

*P value based on Mann-Whitney U test.

†P value based on Fisher exact test.

acupuncture participants ($P = .02$). Overall, 18 acupuncture participants experienced complete resolution after 10 weeks, compared with 10 sham participants ($P = .07$). Although 32% of acupuncture participants had long-term responses 20 weeks after completing therapy, this was 2.4 times better than the 13% response rate among sham-acupuncture participants ($P = .04$). Mild adverse events occurred in 18% of acupuncture and 11% of sham participants. Thus, acupuncture represents safe and effective therapy for CP/CPPS.

Acupuncture fits with the theory that neurobehavioral factors are important in CP/CPPS. In uncontrolled series, behavioral and physical therapies improved CP/CPPS.⁷ In traditional Chinese medicine, CP/CPPS reflects “deficient qi” (“energy of life”). We selected 3 acupoints deemed highly effective to restore qi (CV-1, CV-4, and SP-6) and another acupoint (SP-9) considered effective for voiding dysfunction.

This trial follows controlled acupuncture trial recommendations.⁸ However, traditional practitioners modify therapy based on individual responses, add acupoints, manipulate needles, and add adjuvants, especially herbs. Practitioners confirm therapeutic effects by “de-qi” (“arrival of energy”), indicated by tingling and numbness with each needle placement. Our results might prove less optimal than traditional practitioners’ results.

We selected sham acupuncture rather than a placebo therapy to ensure blinding. We did not manipulate or stimulate needles because this is difficult to standardize. “De-qi” was not achieved deliberately to ensure blinding. Comple-

mentary therapies were not used. We minimized interactions between practitioners and participants. Sham points were 15 mm away from the acupuncture points. These measures ensured credibility, because three quarters of the sham group thought they had received acupuncture.

The sham group had a 48% response rate, with 22% experiencing complete resolution. In acupuncture theory, sham points may prove beneficial, although not as beneficial as acupoints. Each participant had 27 scheduled physician visits plus 5 telephone calls. Each visit lasted ≥45 minutes, including 30 minutes of needle retention. The high response rate to sham acupuncture might reflect this intense attention. These observations might also reflect the natural history of CP/CPPS. Drug studies for CP/CPPS report substantial placebo response rates.^{5,9}

More than one third of eligible patients enrolled, including one quarter who had no previous medical therapy (Figure 2). Thus, our population may mirror patients in primary care or general urology practices, in contrast to the heavily pre-treated referral patients in previous trials.⁵

This study had several strengths. We offered Western and Eastern medicine in the same facility. Evaluation, entry, and exclusion criteria adhered to consensus recommendations.^{5,10} We employed standard outcomes validated in our population.¹¹ Interventions were developed following literature review and expert consultation, then administered by optimally trained practitioners. We had an adequate sample size and excellent follow-up.

This study had important limitations. Personal attention likely increased response rates to both treatments. The high-

intensity protocol limited enrollment. Outcomes may differ in other populations. Controls did not include a waiting list group. Sample size limited power for subgroup analyses. The protocol might be deemed inadequate by some acupuncturists.

In summary, acupuncture proved almost twice as effective as sham acupuncture for treating CP/CPPS; 73% of acupuncture participants and 47% of sham participants met the primary response criterion. Although the long-term response rate was 2.4-fold higher for acupuncture than for sham acupuncture, most participants did not experience complete resolution. These results are more encouraging than other interventions evaluated in randomized, controlled clinical trials. Studies are indicated to determine whether longer treatment courses, different techniques, or combination of acupuncture with other therapies can improve outcomes for CP/CPPS patients.

References

1. Krieger JN, Riley DE, Cheah PY, et al. Epidemiology of prostatitis: new evidence for a world-wide problem. *World J Urol.* 2003;21(2):70-74.
2. McNaughton C, Mac Donald R, Wilt T. Interventions for chronic abacterial prostatitis. *Cochrane Database Syst Rev.* 2001;(1): CD002080.
3. Lee SW, Cheah PY, Liong ML, et al. Demographic and clinical characteristics of chronic prostatitis: prospective comparison of the University of Sciences Malaysia Cohort with the United States National Institutes of Health Cohort. *J Urol.* 2007;177(1):153-158.
4. Chen R, Nickel JC. Acupuncture ameliorates symptoms in men with chronic prostatitis/chronic pelvic pain syndrome. *Urology.* 2003;61(6): 1156-1159.
5. Alexander RB, Probert KJ, Schaeffer AJ, et al. Ciprofloxacin or tamsulosin in men with chronic prostatitis/chronic pelvic pain syndrome: a randomized, double-blind trial. *Ann Intern Med.* 2004;141(8): 581-589.
6. Turk DC, Dworkin RH, Allen RR, et al. Core outcome domains for chronic pain clinical trials: IMMPACT recommendations. *Pain.* 2003; 106:337-345.
7. Anderson RU, Wise D, Sawyer T, Chan C. Integration of myofascial trigger point release and paradoxical relaxation training treatment of chronic pelvic pain in men. *J Urol.* 2005;174(1):155-160.
8. MacPherson H, White A, Cummings M, et al. Standards for reporting interventions in controlled trials of acupuncture: the STRICTA recommendations. *Acupunct Med.* 2002;20(1):22-25.
9. Cheah PY, Liong ML, Yuen KH, et al. Terazosin therapy for chronic prostatitis/chronic pelvic pain syndrome: a randomized, placebo controlled trial. *J Urol.* 2003;169(2):592-596.
10. Krieger JN, Nyberg L, Nickel JC. Consensus definition and classification of prostatitis. *JAMA.* 1999;282:236-237.
11. Cheah PY, Liong ML, Yuen KH, et al. Reliability and validity of the National Institutes of Health: Chronic Prostatitis Symptom Index in a Malaysian population. *World J Urol.* 2006;24(1):79-87.