

Effect of peer led programme for asthma education in adolescents: cluster randomised controlled trial

Smita Shah, Jennifer K Peat, Evalynn J Mazurski, Han Wang, Doungkamol Sindhusake, Colleen Bruce, Richard L Henry, Peter G Gibson

Abstract

Objective To determine the effect of a peer led programme for asthma education on quality of life and related morbidity in adolescents with asthma.

Design Cluster randomised controlled trial.

Setting Six high schools in rural Australia.

Participants 272 students with recent wheeze, recruited from a cohort of 1515 students from two school years (mean age 12.5 and 15.5 years); 251 (92.3%) completed the study.

Intervention A structured education programme for peers comprising three steps (the "Triple A Program").

Main outcome measures Quality of life, school absenteeism, asthma attacks, and lung function.

Results When adjusted for year and sex, mean total quality of life scores showed significant improvement in the intervention than control group. Clinically important improvement in quality of life (> 0.5 units) occurred in 25% of students with asthma in the intervention group compared with 12% in the control group ($P = 0.01$). The number needed to treat was 8 (95% confidence interval 4.5 to 35.7). The effect of the intervention was greatest in students in year 10 and in females. Significant improvements occurred in the activities domain (41% *v* 28%) and in the emotions domain (39% *v* 19%) in males in the intervention group. School absenteeism significantly decreased in the intervention group only. Asthma attacks at school increased in the control group only.

Conclusion The triple A programme leads to a clinically relevant improvement in quality of life and related morbidity in students with asthma. Wider dissemination of this programme in schools could play an important part in reducing the burden of asthma in adolescents.

Introduction

Asthma is a major health problem among adolescents.¹ Studies have identified substantial underdiagnosis and poor understanding of asthma management.^{2,3} During adolescence behavioural changes can have an adverse impact on the management of illness because adherence to treatment decreases and medical supervision becomes less consistent.⁴ The resulting inadequate management of asthma often leads to

frequent absenteeism, hospital admissions, and also compromises a young person's education, social skills, and physical activity.^{2,3,5,6}

Traditional health education often does not meet the needs of adolescents because peers have a major and perhaps greater influence on a young person's health behaviour than parents or health staff.⁷ We have previously described the development of an innovative asthma education programme led by peers, known as "Triple A" (adolescent asthma action) to promote self management behaviours for asthma in adolescents.⁸ We have also shown that this programme improves knowledge and attitudes about asthma.⁹ We aimed to conduct a randomised controlled trial to evaluate the effect of the triple A programme on self reported quality of life and related morbidity in high school students with asthma.

Participants and methods

We recruited students from six high schools (four government, two independent) in Tamworth, rural New South Wales, Australia. Concealed random allocation was performed by PGG (who was not involved with the administration of the study), using a random number generator and the closed envelope technique. The study was approved by the research ethics committees of the Western Sydney Area Health Service and the Department of Schools Education.

A video questionnaire from the international study of asthma and allergies in childhood was administered to all students in years 7 and 10 who were present on the test day (1379 students) at each school in February 1998.¹⁰ Consenting students reporting recent wheeze (272 students) underwent baseline spirometry and completed questionnaires on asthma quality of life and asthma symptoms. The triple A programme was then implemented in the three intervention schools, and students completed the same measures in October 1998, three months after the intervention was completed.

Intervention and community support

The triple A programme entrusts young people with the responsibility of educating their peers about asthma. The intervention involved a three step approach to educating and thus empowering students

Primary Health Care Education and Research Unit, Auburn Hospital and Community Health Services, Auburn, NSW 2144, Australia

Smita Shah
director

Evalynn J Mazurski
research and evaluation officer

Han Wang
statistician

Colleen Bruce
research and evaluation officer

Children's Hospital at Westmead, Westmead, NSW 2145, Australia

Jennifer K Peat
associate professor

Department of Public Health and Community Medicine, Westmead Hospital
Doungkamol Sindhusake
statistician

School of Paediatrics, University of New South Wales, Randwick, NSW 2031, Australia
Richard L Henry
professor

continued over

BMJ 2001;322:1-5

Airway Research Centre, Department of Respiratory and Sleep Medicine, John Hunter Hospital, Newcastle, NSW 2310, Australia

Peter G Gibson
senior staff specialist

Correspondence to: S Shah, Department of Public Health and Community Medicine, Westmead Hospital, Westmead, NSW 2145, Australia
Smita_Shah@wsahs.nsw.gov.au

with asthma.⁸⁻¹¹ In step 1, student volunteers from year 11 in each school were trained as asthma peer leaders during a six hour workshop conducted by the study team. The students learnt how to educate their peers about asthma and its management using games, videos, worksheets, and discussions as teaching tools. In step 2, teams of three to four asthma peer leaders conducted three 45 minute health lessons for each year 10 class in their school. The leaders used the teaching tools to guide students to critically analyse the barriers to asthma management. In step 3, the year 10 students developed and presented key messages learnt in the lessons to the year 7 students. The presentations by the year 10 students included short acts, dramas, and songs, with titles such as “don’t smoke,” “asthma can kill,” and “visit your doctor.”

Before the study all schools received first aid kits for asthma and asthma workshops for their school staff.¹² All students known to have asthma were issued with a record card to be completed by their doctor. In addition, a workshop on adolescent asthma was held for the local doctors, with regular reports of the study in the local print and electronic media.

Measurements

Students who reported recent wheeze completed a validated paediatric asthma quality of life questionnaire.¹³ The questionnaire contained 23 items organised in three domains: symptoms, activities, and emotional impact of asthma. The mean total score of the questionnaire ranged between 7 (no impairment) and 1 (most severe impairment). Students also completed a questionnaire concerning school absenteeism, asthma attacks at school, whether their asthma had been diagnosed by a doctor, and current asthma drugs.³ Students performed at least three reproducible forced expiratory manoeuvres using a Vitalograph bellows spirometer (Vitalograph, Buckingham, England) before and 10 minutes after inhalation of 200 µg salbutamol through a pressurised metered dose inhaler with a valved holding chamber (Volumatic, Allen and Hanburys, Victoria, Australia). The best forced expiratory volume in one second and forced vital capacity were recorded, compared with predicted values,¹⁴ and the response to the bronchodilator calculated as the percentage change from the baseline value.

Analysis

Data were analysed with STATA (STATA, College Station, TX). Comparability of groups was examined using an unpaired *t* test or χ^2 test as appropriate. The effect of the intervention was described by the change within subjects from baseline to after the intervention and compared between groups using a two way analysis of variance with repeated measures. Analysis of variance was used to assess the effect of confounding by sex, year (7 or 10), and school cluster, and we calculated adjusted effect sizes. To test for a cluster effect, the intraclass (school) correlation coefficient was calculated using one way analysis of variance, and differences between groups and outcome measurements were adjusted for the clustering effect.¹⁵

The primary outcome measure was quality of life. The mean difference in overall quality of life scores was normally distributed and analysed as the total questionnaire score and as scores for each domain.

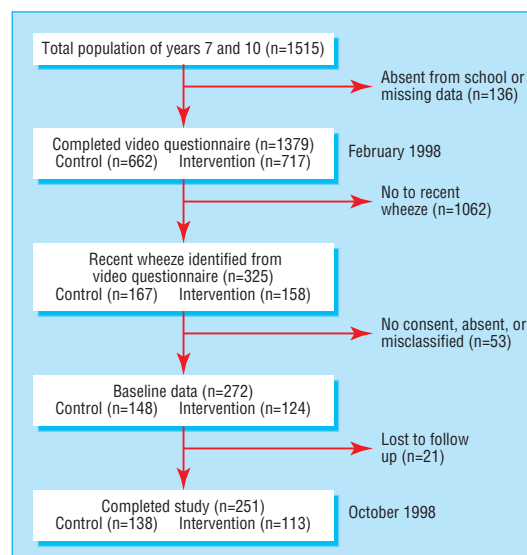


Fig 1 Flow of students through trial

Quality of life was also classified as the proportion of students who achieved a clinically important improvement in scores (a change of more than 0.5 units¹⁶), and this was compared with χ^2 statistics. We analysed the proportions of students reporting asthma attacks at school with McNemar’s test. School absenteeism was compared with the Wilcoxon signed rank test. Significance was taken as $P < 0.05$.

Results

Overall 1379 (91%) students completed the asthma screening questionnaire; 325 reported recent wheeze and 272 (83.7%) participated in baseline testing (fig 1). Matched data at both baseline and after the intervention were available for 251 students. Missing data occurred owing to misclassification, students moving schools or being absent on the day of testing, or failure to complete the questionnaire. These students were similar to the participants in terms of quality of life and related morbidity measures.

More females were in the intervention than control group (74 (65%) and 63 (46%), respectively). This occurred because cluster randomisation was used to assign the schools to study groups; four schools were coeducational and two were single sex. Asthma that had been diagnosed by a doctor was reported in 75% (189 students) of the students with recent wheeze. At baseline, students reported mild to moderate impairment of quality of life due to asthma (table 1), with females reporting greater impairment than males (5.3 *v* 5.7, respectively). All components of the programme were implemented to plan, with full participation by the target group.

Quality of life

Mean total quality of life scores after the intervention were 5.7 for the control schools (mean difference of 0.12, 95% confidence interval 0.05 to 0.18) and 5.5 in the intervention schools (0.21, 0.12 to 0.30). Quality of life scores improved significantly after adjusting for year and sex in the intervention than control group; the intervention group improved by on average 0.12

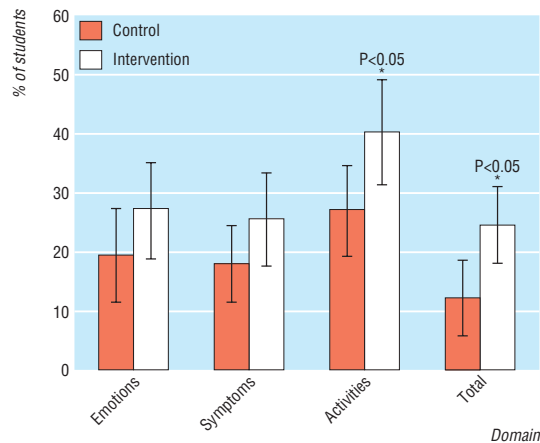


Fig 2 Percentage of students whose total quality of life score improved by more than 0.5 units in each domain

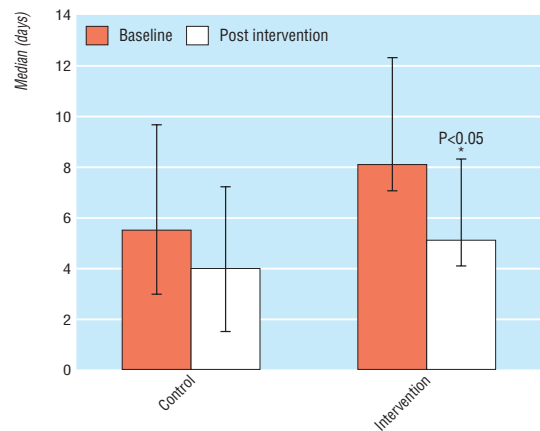


Fig 3 Median number of days absent from school for year 10 students with asthma

units more than the control group. No significant effect of clustering was found owing to the study design. The intraclass (school) correlation coefficient was less than 0.002 for the total score in all domains.

A clinically relevant improvement in quality of life was reported by 25% (28 students) of students with asthma in the intervention group compared with 12%¹⁷ in the control group. In the intervention group significant improvements in quality of life scores occurred in the activities domain but not in the symptoms and emotions domains (fig 2). Male students showed a significant improvement in the emotions domain (table 2).

Morbidity from asthma

After the intervention there was a significant decrease in the median number of days absent from school (8 v 5 days) in year 10 students in the intervention group (fig 3), with no significant difference in the control group (5.5 v 4 days). The proportion of students reporting asthma attacks at school in year 10 increased in the control group (21.2% v 34.8%). No change was found in the intervention group (24.2% v 25.8%, fig 4). The intervention had no effect on school absenteeism and asthma attacks in year 7 students. At baseline both

the intervention and control groups had good lung function (table 1). At follow up there was an overall improvement in lung function in both groups, with no intervention effect (table 3).

Discussion

A structured programme for asthma education led by peers can lead to an improvement in self reported quality of life in adolescents with asthma. On average eight students would need to be educated by their peers for one student with asthma to report a clinically significant improvement in quality of life. The education programme influenced different domains in males and females. For males the effect of the intervention was most apparent in the emotions domain, for females the activities domain. This is of clinical importance because the differences between sexes indicate areas that need to be targeted.^{1 2}

The measurement tools included the video questionnaire from the international study of asthma and allergies in childhood, which has been widely used

Table 1 Characteristics of students with wheeze in control and intervention groups. Values are numbers (percentages) unless stated otherwise

	Control group (n=138)		Intervention group (n=113)	
	Year 7	Year 10	Year 7	Year 10
No of students	71	67	47	66
Female	31 (44)	32 (48)	29 (62)	45 (68)
Mean age (years)	12.5	15.5	12.5	15.5
Asthma diagnosed by doctor	51 (72)	46 (69)	39 (83)	53 (80)
Mean percentage predicted change in forced expiratory volume in one second	99.2	105.7	101.8	105.3
Mean percentage change in forced expiratory volume in one second:forced vital capacity	89	89.4	89.3	89.8
Mean (SD) total quality of life score	5.7 (1.3)	5.5 (1.3)	5.1 (1.5)	5.4 (1.2)
Taking inhaled corticosteroids	25 (35)	20 (30)	18 (38)	28 (42)
Taking bronchodilator alone	18 (25)	20 (30)	15 (32)	20 (30)
Taking asthma drugs	43 (61)	40 (60)	33 (70)	48 (73)

Table 2 Percentage of students with clinically significant improvement in quality of life (>0.5 units) in control and intervention groups. Values are numbers (percentages) unless stated otherwise

Domain	Control group (n=138)	Intervention group (n=113)	% difference (95% CI)	P value	Number needed to treat
Mean total quality of life:	17/138 (12)	28/113 (25)	12.5 (2.8 to 22.1)	0.01	8
Year 7	14/71 (20)	16/47 (34)	14.3 (-2.1 to 30.7)	0.08	7
Year 10	3/67 (5)	12/66 (18)	13.7 (3.2 to 24.2)	0.01	7
Male	11/75 (15)	9/39 (23)	8.4 (-7.1 to 23.9)	0.26	12
Female	6/63 (10)	19/74 (26)	16.2 (3.8 to 28.5)	0.02	6
Activities:	38/138 (28)	46/113 (41)	13.2 (1.4 to 24.9)	0.028	8
Year 7	21/71 (30)	26/47 (55)	25.7 (8.0 to 43.5)	0.005	4
Year 10	17/67 (25)	20/66 (30)	4.9 (-10.3 to 20.1)	0.53	20
Male	23/75 (31)	17/39 (44)	12.9 (-5.8 to 31.7)	0.17	8
Female	15/63 (24)	29/74 (39)	15.4 (0.1 to 30.7)	0.06	7
Symptoms:	25/138 (18)	29/113 (26)	7.6 (-2.8 to 17.9)	0.15	13
Year 7	14/71 (20)	14/47 (30)	10.1 (-6.0 to 26.1)	0.21	10
Year 10	11/67 (16)	15/66 (23)	6.3 (-7.1 to 19.8)	0.36	16
Males	17/75 (23)	13/39 (33)	10.7 (-6.9 to 28.2)	0.22	9
Females	8/63 (13)	16/74 (22)	8.9 (-3.5 to 21.4)	0.17	11
Emotions:	27/138 (20)	31/113 (27)	7.8 (-2.7 to 18.4)	0.14	13
Year 7	16/71 (23)	14/47 (30)	7.3 (-9.0 to 23.5)	0.38	14
Year 10	11/67 (16)	17/66 (26)	9.3 (-4.4 to 23.1)	0.19	11
Male	14/75 (19)	15/39 (39)	19.8 (2.2 to 37.4)	0.02	5
Female	13/63 (21)	16/74 (22)	1.0 (-12.7 to 14.7)	0.89	100

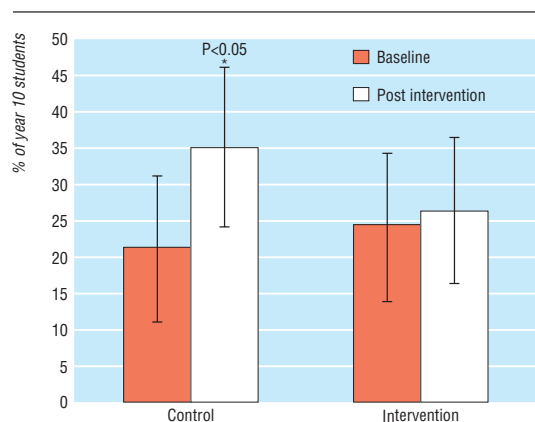


Fig 4 Proportion of year 10 students reporting an asthma attack at school

to assess the prevalence of asthma.¹⁰ The prevalence of wheeze in the past 12 months was 23% in the target student population, which was consistent with that recorded in neighbouring regions,^{1,3} suggesting that these students were representative of adolescents in rural regions.

The paediatric asthma quality of life questionnaire has been evaluated and reported to be a reliable instrument that is responsive to change and discriminates among asthmatics with varying impairments caused by asthma.¹⁵ The assessment of quality of life in adolescents with asthma was complicated by several factors. Firstly, intermittent symptoms of asthma and seasonal variations could have influenced fluctuations in their quality of life. The baseline study was undertaken in February (end of summer) whereas the other data were collected in mid-October (spring) to meet the schools' timetables. Secondly, the respondents did not always use the same activities (35 options) when completing the quality of life questionnaires at baseline and after testing. Finally, contamination was possible because there was community awareness of the study. This could have introduced a bias, known as the "Hawthorne effect," resulting in perceived improvements in the control group.

The intervention had no effect on lung function. These results are consistent with studies of asthma education that have shown improvement in quality of life after asthma education without changes in lung function.^{17,18}

The self management of asthma is recognised as an effective strategy in reducing morbidity.¹⁹ In the past,

education programmes in the self management of asthma have focused on primary school children or adults.^{19,20} Initiatives for asthma education for young people, aimed at individuals with asthma, have had minimal impact on asthma morbidity,²⁰ and education programmes conducted in hospitals have problems attracting young people.²¹ In our study, the students who were educated by their peers had a lower number of reported asthma attacks and school absenteeism compared with the control group. Improvements in quality of life and asthma morbidity failed to cascade from year 10 into year 7 because the year 7 students only received the performances about asthma and not the peer led teaching.

Interventions using peer education may have a higher chance of success in adolescence than other types of interventions.²² In a meta-analysis of 143 programmes in drug prevention in adolescents, the effect size was largest for peer teaching programmes than for other teaching strategies.²³ Young people seem to prefer peers for advice, and change is more likely to occur if someone they can relate to or perceive as a role model relays the message. Additionally, peer educators enhance the programme's effect by directing peer pressure in a positive direction.⁶

The triple A programme is the first peer led programme in asthma education utilising senior students as educators to show improvement in quality of life in students with asthma. This builds on our earlier work, which showed that the programme is well received by adolescents and improves knowledge about asthma and its management.^{8,9} Wider dissemination of this programme in schools could play an important part in reducing the burden of asthma in adolescents.

We thank the Tamworth schools, staff, and students as well as Kate Roesse and Robin Schoeffel for their assistance in data collection.

Contributors: SS initiated the research, formulated the study protocol, helped select the quality of life tool, coordinated the study and intervention on site, and participated in data collection, interpretation, and writing and editing of the paper. JKP helped to supervise the data analyses and helped with the interpretation of the results and editing. EJM participated in the data collection at follow up and the preparation and analysis of the database. HW was responsible for the analysis and reporting of the quality of life data. DS was responsible for the analysis and reporting of the spirometry and morbidity data. CB assisted in interpretation of the data and editing of the paper. RLH was involved in the original study design, including liaison with doctors and media interviews, and advised on data analysis and editing. PGG was responsible for the study design and identification and selection of measurement tools, participated in planning data analysis and interpretation, wrote the first draft

Table 3 Lung function results at baseline and follow up in control and intervention groups. Values are mean (95% confidence intervals)

	Control group (n=138)		Intervention group (n=113)	
	Baseline	Follow up	Baseline	Follow up
Percentage predicted forced expiratory volume in one second before bronchodilator	102.4 (100 to 105)	111.0 (108 to 114)	103.8 (101 to 107)	105.3 (102 to 109)
Percentage predicted forced expiratory volume in one second after bronchodilator	107.2 (105 to 110)	116.1 (113 to 119)	108.5 (104 to 112)	110.2 (107 to 114)
Percentage predicted forced vital capacity before bronchodilator	84.1 (82 to 86)	90.9 (89 to 93)	92.5 (90 to 95)	93.7 (91 to 96)
Forced expiratory volume in one second:forced vital capacity before bronchodilator	89.2 (88 to 90)	89.2 (88 to 91)	89.6 (88 to 91)	89.9 (88 to 92)
Improvement in percentage forced expiratory volume in one second after bronchodilator	5.03 (4.2 to 5.8)	5.10 (4.1 to 6.1)	5.52 (3.8 to 7.2)	5.49 (3.8 to 7.1)

What is already known on this topic

Asthma is a major health problem among adolescents in Australia

This age group's understanding of asthma is generally poor, adherence to treatment is decreased, and medical supervision is less consistent; these are compounded by a poor understanding of asthma management

What this study adds

The triple A programme addresses asthma self management through peer led education and can play an important part in reducing the burden of asthma in adolescents

Eight students need to be educated by their peers for one student with asthma to report a significant improvement in quality of life

of the paper, and edited the paper. SS and PGG will act as guarantors for the paper.

Funding: The Commonwealth Department of Health and Aged Care and Asthma NSW funded this study.

Competing interests: None declared.

- 1 Forero R, Bauman A, Young L, Larkin P. Asthma prevalence and management in Australian adolescents: results from three community surveys. *J Adolesc Health* 1992;13:707-12.
- 2 Siersted HC, Boldsen J, Hansen HS, Mostgaard G, Hyedebrandt N. Population based study of risk factors for underdiagnosis of asthma in adolescence: Odense schoolchild study. *BMJ* 1998;316:651-7.
- 3 Gibson PG, Henry RL, Vimpani GV, Halliday J. Asthma knowledge, attitudes, and quality of life in adolescents. *Arch Dis Child* 1995;73:321-6.
- 4 Fotheringham MJ, Sawyer MG. Adherence to recommended medical regimes in childhood and adolescence. *J Pediatr Child Health* 1995;3:72-8.
- 5 Taylor WR, Newacheck PW. Impact of childhood asthma on health. *Paediatrics* 1992;90:657-62.
- 6 Graetz B, Shute R. Assessment of peer relationships in children with asthma. *J Paediatr Psychology* 1995;20:205-16.
- 7 Nutbeam D, Haglund B, Farley P, Tillgren P, eds. *Youth health promotion: from theory to practice in school and community*. London: Forbes, 1991:89-107.
- 8 Shah S, Mamoon AH, Gibson PG. Peer-led asthma education for adolescents: development and formative evaluation. *Health Prom Aust* 1998;8:177-82.
- 9 Gibson PG, Shah S, Mamoon AH. Peer-led asthma education for adolescents: impact evaluation. *J Adolesc Health* 1998;22:66-72.
- 10 Crane J, Beasley R, Stewart B, Shaw R, Pearce N, Burgess C. The international asthma video questionnaire for measuring asthma prevalence in different populations. *Int Arch Allergy Immunol* 1995;107:450-1.
- 11 Wallerstein N, Bernstein E. Empowerment education: Friere's ideas adapted to health education. *Health Educ Q* 1988;15:379-94.
- 12 Shah S, Gibson PG, Wachinger S. Recognition and crisis management of asthma in schools. *Paediatr Child Health* 1994;30:312-5.
- 13 Juniper EF, Guyatt GH, Feeny DH, Ferrie PJ, Griffith LE, Townsend M. Measuring quality of life in children with asthma. *Qual Life Res* 1996;5:35-46.
- 14 Hibbert ME, Lannigan A, Landau IL, Phelan PD. Lung function values from a longitudinal study of healthy children and adolescents. *Paediatr Pulmonol* 1989;7:101-9.
- 15 Rosier M. Some further ideas on analysis of cluster samples. *Aust Epidemiol* 1999;6:10-3.
- 16 Juniper EF, Guyatt GH, Willan A, Griffiths LE. Determining a minimal important change in a disease-specific quality of life instrument. *J Clin Epidemiol* 1994;47:81-7.
- 17 Ringsberg KC, Wiklund I, Wilhelmsen L. Education of adult patients at an "asthma school": effects on quality of life, knowledge and need for nursing. *Eur Respir J* 1990;3:33-7.
- 18 Yoon R, McKenzie DK, Bauman A, Miles DA. Controlled trial evaluation of asthma education programme for adults. *Thorax* 1993;48:1110-6.
- 19 Gibson PG, Wilson AJ, Coughlan J, Hensley MJ, Abramson MJ, Bauman A, et al. The effects of self-management asthma education and regular practitioner review in adults with asthma. *Cochrane Database Syst Rev* 1998;4:CD001005.
- 20 Bernard-Bonnin AC, Stachenko S, Bonin D, Charette C, Rousseau E. Self-management teaching programs and morbidity of paediatric asthma: a meta analysis. *J Allergy Clin Immunol* 1995;95:34-41.
- 21 Yoon R, McKenzie DK, Miles DA, Bauman A. Characteristics of attenders and non-attenders at an asthma education programme. *Thorax* 1991;46:886-90.
- 22 Millistein SG, Petersen AC, Nightingale EO. *Promoting the health of adolescents. New directions for the twenty-first century*. New York: University Press, 1993.
- 23 Tobler NS. Drug prevention programs can work: research findings. *J Addict Dis* 1992;11:12-28.

(Accepted 1 December 2000)